


## Annexure - A [Page - 1/2)

### CLAUSE 35 OF EQUITY LISTING AGREEMENT

#### (I) (a) STATEMENT SHOWING SHAREHOLDING PATTERN

<b>Name of the Company (Scrip) :</b>	<b>RADIANT FINANCIAL SERVICES LTD</b>		
<b>Class of Security:</b>	<b>EQUITY</b>		
<b>Scrip Code : (CSE)</b>	<b>BSE</b>	<b>0</b>	
<b>Quarter Ended:</b>	<b>September 30, 2014</b>		
(I)	(II)	(III)	(IV)
<b>Partly paid-up shares:-</b>	<b>No. of partly paid-up shares</b>	<b>As a % of total no. of partly paid-up shares</b>	<b>As a % of total no. of shares of the company</b>
<b>Held by public</b>			
<b>Total :</b>	<b>0</b>	<b>0</b>	<b>0.000</b>
<b>Outstanding convertible securities:-</b>	<b>No. of outstanding securities</b>	<b>As a % of total No. of outstanding convertible securities</b>	<b>As a % of total no. of shares of the company, assuming full conversion of the convertible securities</b>
<b>Held by promoter/promoters group</b>			
<b>Held by public</b>			
<b>Total :</b>	<b>0</b>	<b>0</b>	<b>0.000</b>
<b>Warrants:-</b>	<b>No. of warrants</b>	<b>As a % of total no. of warrants</b>	<b>As a % of total no. of shares of the company, assuming full conversion of warrants</b>
<b>Held by promoter/promoters group</b>			
<b>Held by public</b>			
<b>Total :</b>			
<b>Total paid-up capital of the company assuming full conversion of warrants and convertible securities</b>	<b>4985700</b>		




## Annexure - A [Page - 2/2]

(1) in Clause 35. (a) for sub-clause (I)(a), the following sub-clause shall be substituted, namely:-

### (1) (a) STATEMENT SHOWING SHAREHOLDING PATTERN

Name of the Company :		RADIANT FINANCIAL SERVICES LTD						
Scrip Code (BSE):		0		Quarter Ended:		30-Sep-14		
Scrip Code (CSE/NSE):		0   - [ N.A ]						
Category Code	Category of Shareholder	No of Share holders	Total Number of Shares	No of Shares held in dematerialized form	Total shareholding as a % of total number of shares		Shares pledged or otherwise encumbered	
					As a percentage of (A+B)1	As a percentage of (A+B+C)	Number of shares	As a percentage
(I)	(II)	(III)	(IV)	(V)	(VI)	(VII)	(VIII)	(IX)= (VIII)/ (IV)*100
<b>(A)</b>	<b>Promoter and Promoter Group</b>							
(1)	<b>INDIAN</b>							
(a)	Indian Individuals/ Hindu Undivided Family	7	1711180	1711180	34.322	34.322	0	0.000
(b)	Central Government/ State Government(s)	0	0	0	0.000	0.000	0	
(c)	Body Corporates	2	597700	597700	11.988	11.988	0	
(d)	Financial Institutions / Banks	0	0	0	0.000	0.000	0	
(e)	Any Other	0	0	0	0.000	0.000	0	
	<b>Sub Total (A) (1)</b>	<b>9</b>	<b>2308880</b>	<b>2308880</b>	<b>46.310</b>	<b>46.310</b>	<b>0</b>	<b>0.000</b>
(2)	<b>Foreign</b>							
a	Individuals (Non Resident Individuals / Foreign Individuals)	0	0	0	0.000	0.000	0	
b	Bodies Corporate	0	0	0	0.000	0.000	0	
c	Institutions	0	0	0			0	
d	Qualified Foreign Investor							
e	Any Other	0	0	0		0.000	0	
	<b>Sub Total (A) (2)</b>	<b>0</b>	<b>0</b>	<b>0</b>	<b>0.000</b>	<b>0.000</b>	<b>0</b>	<b>0.000</b>
	<b>Total Shareholding of Promoter and Promoter Group A= (A)(1) + (A)(2)</b>	<b>9</b>	<b>2308880</b>	<b>2308880</b>	<b>46.310</b>	<b>46.310</b>	<b>0</b>	<b>0.000</b>
<b>(B)</b>	<b>Public Shareholding</b>							
(1)	<b>Institutions</b>						<b>N.A</b>	<b>N.A</b>
a	Mutual Funds & UTI	0	0	0	0.000	0.000		
b	Financial Institutions / Banks	3	324200	177700	6.503	6.503		
c	Central Government /State Government(s).	0	0	0	0.000	0.000		
d	Venture Capital Funds	0	0	0	0.000	0.000		
e	Insurance Companies	0	0	0	0.000	0.000		
f	Foreign Institutional Investors (SEBI-registered)	0	0	0	0.000	0.000		
g	Foreign Venture Capital Investors	0	0	0	0.000	0.000		
h	Qualified Foreign Investor							
i	Any Others				0.000	0.000		
	<b>Sub Total (B) (1)</b>	<b>3</b>	<b>324200</b>	<b>177700</b>	<b>6.503</b>	<b>6.503</b>	<b>0</b>	<b>0.000</b>
(2)	<b>Non Institutions</b>						<b>N.A</b>	<b>N.A</b>
a	Bodies Corporate	28	1676860	1675760	33.633	33.633		
b	i) Individuals shareholders holding nominal sharecapital up to Rs. 1 Lakh	255	158052	121191	3.170	3.170		
	ii) Individuals shareholders holding nominal sharecapital excess of Rs. 1 Lakh	9	517708	517708	10.384	10.384		
c	Qualified Foreign Investor							
d	Any Others				0.000	0.000		
	<b>Sub Total (B) (2)</b>	<b>292</b>	<b>2352620</b>	<b>2314659</b>	<b>47.187</b>	<b>47.187</b>	<b>0</b>	<b>0.000</b>
	<b>Total Public Shareholding B= (B)(1) + (B)(2)</b>	<b>295</b>	<b>2676820</b>	<b>2492359</b>	<b>53.690</b>	<b>53.690</b>	<b>0</b>	<b>0.000</b>
	<b>Total Public Shareholding (A) + (B)</b>	<b>304</b>	<b>4985700</b>	<b>4801239</b>	<b>100.000</b>	<b>100.000</b>	<b>0</b>	<b>0.000</b>
(C)	Shares held by Custodians and against which Depository Receipts have been issued					0.000		
	<b>Grand Total (A) (B) + (C)</b>	<b>304</b>	<b>4985700</b>	<b>4801239</b>	<b>100.000</b>	<b>100.000</b>	<b>0</b>	<b>0.000</b>

**NOTE : FORFEITURE SHARES :**



**Annexure II - ( I ) ( b )**

**( I ) ( b ) Statement showing holding of securities (including shares, warrants, convertible securities) of persons belonging to the category "Promoter and Promoter**

Name of the Company (Scrip) : <b>RADIANT FINANCIAL SERVICES LTD</b>											
Scrip Code(CSE):											
Quarter Ended: <b>30-Sep-14</b>											
SRL No	Name Of the ShareHolder	Details of Shares held		Encumbered shares (*)			Details of warrants		Details of		Total shares (including underlying shares assuming full conversion of warrants and convertible securities) as a % of diluted share capital
		Number	As a % of grand total (A)+(B)+( C)	Number	As a percentage	As a % of grand total (A)+(B)+( C) of sub-clause (I)(a)	Number of warrants held	As a % total number of warrants of the same class	Number of convertible securities held	As a % total number of convertible securities of the same class	
(I)	(II)	(III)	(IV)	(V)	(VI)=(V)/(III) * 100	(VII)	(VIII)	(IX)	(X)	(XI)	(XII)
1	ABHISHEK KAYAN	309600	6.210%		0.000%	0.000%		0.000%		0.000%	6.210%
2	ANKIT KAYAN	2100	0.042%		0.000%	0.000%		0.000%		0.000%	0.042%
3	KAVITA KAYAN	283067	5.678%		0.000%	0.000%		0.000%		0.000%	5.678%
4	KAYAN INVESTMENT AND TRADING CO PVT LTD	340200	6.824%		0.000%	0.000%		0.000%		0.000%	6.824%
5	PAWAN KUMAR KAYAN	295710	5.931%		0.000%	0.000%		0.000%		0.000%	5.931%
6	PKC STOCK BROKING PVT LTD	257500	5.165%		0.000%	0.000%		0.000%		0.000%	5.165%
7	PRADEEP KUMAR KAYAN	261103	5.237%		0.000%	0.000%		0.000%		0.000%	5.237%
8	SHEILA DEVI KAYAN	310100	6.220%		0.000%	0.000%		0.000%		0.000%	6.220%
9	VANDANA DEVI KAYAN	249500	5.004%		0.000%	0.000%		0.000%		0.000%	5.004%
			0.000%		0.000%	0.000%		0.000%		0.000%	0.000%
	<b>Total:</b>	<b>2308880</b>	<b>46.310%</b>	<b>0</b>	<b>0.000%</b>	<b>0.000%</b>	<b>0</b>	<b>0.000%</b>	<b>0</b>	<b>0.000%</b>	<b>46.310%</b>


(\*) The term "encumbrance" has the same meaning as assigned to it in regulation 28(3) of the SAST Regulations, 2011.



## Annexure II - ( I ) ( c ) ( i )

( I ) ( c ) ( i ) Statement showing holding of securities (including shares, warrants, convertible securities) of persons belonging to the category "Public" and holding more than 1% of the total number of shares


Name of the Company (Scrip) :		RADIANT FINANCIAL SERVICES LTD						
Scrip Code(CSE) :								
Quarter Ended:		30-Sep-14						
SRL No	Name Of the ShareHolder	No of Shares held	Shares as a percentage of total number of shares {i.e., Grand Total (A)+(B)+(C) indicated in Statement at para (I)(a) above}	Details of warrants		Details of convertible		Total shares (including underlying shares assuming full conversion of warrants and convertible securities) as a % of diluted share capital
				Number of warrants held	As a % total number of warrants of the same class	Number of convertible securities held	% w.r.t total number of convertible securities of the same	
1	AASHIRWAD REALTORS PVT LTD	317620	6.371%		0.000%		0.000%	6.371%
2	AASHIRWAD DEALERS PVT LTD	302285	6.063%		0.000%		0.000%	6.063%
3	BRIGHTSTAR CONSTRUCTION PVT LTD	261000	5.235%		0.000%		0.000%	5.235%
4	BALAJI SCALES PVT LTD	346560	6.951%		0.000%		0.000%	6.951%
5	NETAI CHAND SEAL	184750	3.706%		0.000%		0.000%	3.706%
6	UNION BANK OF INDIA	155000	3.109%		0.000%		0.000%	3.109%
7	SANKATMOCHAN DEALTRADE PVT LTD	227000	4.553%		0.000%		0.000%	4.553%
8	SIKKIM BANK LTD	146500	2.938%		0.000%		0.000%	2.938%
9	RFSI. EXPORTS PVT LTD	80000	1.605%		0.000%		0.000%	1.605%
10	ANJAN SNEHAMOY CHATTERJEE	75000	1.504%		0.000%		0.000%	1.504%
11	SHIV KUMAR DERASARI	70800	1.420%		0.000%		0.000%	1.420%
12	RESPONSIBLE BUILDERS PVT LTD	58800	1.179%		0.000%		0.000%	1.179%
13	NARENDRA KUMAR KAKARANIA	51000	1.023%		0.000%		0.000%	1.023%
14	SANTOSH KUMAR RUNGTA	50000	1.003%		0.000%		0.000%	1.003%
<b>Total:</b>		<b>2326315</b>	<b>46.660%</b>		<b>0.000%</b>		<b>0.000%</b>	<b>46.660%</b>



## Annexure II - ( I ) ( c )(ii)

( I ) ( c )(ii) Statement showing holding of securities (including shares, warrants, convertible securities) of persons (together with PAC) belonging to the category "Public" and holding more than 5% of the total number of shares of the company

<b>Name of the Company (Scrip) :</b>		RADIANT FINANCIAL SERVICES LTD						
<b>Scrip Code(CSE) :</b>								
<b>Quarter Ended:</b>		30-Sep-14						
SRL No	Name(s) of the shareholder(s) and the Persons Acting in Concert (PAC) with them	No of Shares held	Shares as a percentage of total number of shares {i.e., Grand Total (A)+(B)+(C) indicated in Statement at para (I)(a) above}	Details of warrants		Details of convertible		Total shares (including underlying shares assuming full conversion of warrants and convertible securities) as a % of diluted share capital
				Number of warrants held	As a % total number of warrants of the same class	Number of convertible securities held	% w.r.t total number of convertible securities of the same class	
1	AASHIRWAD REALTORS PVT LTD	317620	6.371%		0.000%		0.000%	6.371%
2	AASHIRWAD DEALERS PVT LTD	302285	6.063%		0.000%		0.000%	6.063%
	<b>Total:</b>	<b>619905</b>	<b>12.434%</b>		<b>0.000%</b>		<b>0.000%</b>	<b>12.434%</b>



## Annexure II - ( I ) ( d )

(I)(c) STATEMENT SHOWING details of locked-in shares


<b>Name of the Company :</b> RADIANT FINANCIAL SERVICES LTD				
<b>Scrip Code (BSE):</b> 0			<b>Quarter Ended:</b> 30/09/2014	
<b>Scrip Code (NSE):</b> [ 0 ] - [ N.A ]				
SRL No	Name Of the ShareHolder	No of locked-in Shares	Locked-in Shares as a % of total number of shares {i.e., Grand Total (A) +(B)+ (C) indicated in Statement at para (I) (a) above}	Promoter / Promoter Group / Public
1			0.00%	
2	NIL			
3				
<b>Total:</b>		<b>0</b>	0.00%	0.000%



## Annexure II - ( II ) ( a )

(II)(a) STATEMENT details of Depository Receipts(DRs)

<b>Name of the Company :</b> RADIANT FINANCIAL SERVICES LTD				
<b>Scrip Code (BSE):</b> 0			<b>Quarter Ended: 30/09/2014</b>	
<b>Scrip Code (NSE):</b> [ 0 ] - [ N.A ]				
SRL No	Type of outstanding DR (ADRs, GDRs, SDRs, etc.)	Type of outstanding DRs	No of Shares underlying outstanding DRs	Shares undrlying outstanding DRs as a % of total no of shares {i.e., Grand Total (A) +(B)+ (C) indicated in Statement at para (1) (a)}
1				
2	NIL			
3				
<b>Total:</b>				



## Annexure II - ( II ) (b)

( I D ) ( b ) STATEMENT SHOWING HOLDING of Depository Receipts(DRs) where underlying shares are in excess of 1% of the total number of shares

<b>Name of the Company :</b> RADIANT FINANCIAL SERVICES LTD					
<b>Scrip Code (BSE):</b> 0			<b>Quarter Ended: 30/09/2014</b>		
<b>Scrip Code (NSE):</b> [ 0 ] - [ N.A ]					
SRL No	Name Of the DR Holder	Type of otstndg DR(ADRs,GDRs,SDRs,etc)	No of Shares underlying outstanding DRs	Shares undrlyng outstanding DRs as a % of total no of shares{i.e.,Grand Total (A) +(B)+ (C) indicated in Statement at para (1) (a)}	
1					
2	NIL				
3					
<b>Total:</b>					

