


Annexure - A [Page - 1/2]			
CLAUSE 35 OF EQUITY LISTING AGREEMENT			
(I) (a) STATEMENT SHOWING SHAREHOLDING PATTERN			
Name of the Company (Scrip) :		RADIANT FINANCIAL SERVICES LTD	
Class of Security:		EQUITY	
Scrip Code : (CSE)		BSE	0
Quarter Ended:		March 31, 2015	
(I)	(II)	(III)	(IV)
Partly paid-up shares:-	No. of partly paid-up shares	As a % of total no. of partly paid-up shares	As a % of total no. of shares of the company
Held by public			
<i>Total :</i>	0	0	0.000
Outstanding convertible securities:-	No. of outstanding securities	As a % of total No. of outstanding convertible securities	As a % of total no. of shares of the company, assuming full conversion of the convertible securities
Held by promoter/promoters group			
Held by public			
<i>Total :</i>	0	0	0.000
Warrants:-	No. of warrants	As a % of total no. of warrants	As a % of total no. of shares of the company, assuming full conversion of warrants
Held by promoter/promoters group			
Held by public			
<i>Total :</i>			
Total paid-up capital of the company assuming full conversion of warrants and convertible securities	4985700		



Annexure - A [Page - 2/2]

(1) in Clause 35. (a) for sub-clause (I)(a), the following sub-clause shall be substituted, namely:-

(1) (a) STATEMENT SHOWING SHAREHOLDING PATTERN

Name of the Company :		RADIANT FINANCIAL SERVICES LTD						
Scrip Code (BSE):		0		Quarter Ended:		31-Mar-15		
Scrip Code (CSE/NSE):		[0] - [N.A]						
Category Code	Category of Shareholder	No of Share holders	Total Number of Shares	No of Shares held in dematerialized form	Total shareholding as a % of total number of shares		Shares pledged or otherwise encumbered	
					As a percentage of (A+B)I	As a percentage of (A+B+C)	Number of shares	As a percentage
(I)	(II)	(III)	(IV)	(V)	(VI)	(VII)	(VIII)	(IX)= (VIII)/(IV)*100
(A)	Promoter and Promoter Group							
(1)	INDIAN							
(a)	Indian Individuals/ Hindu Undivided Family	7	1716380	1716380	34.426	34.426	0	0.000
(b)	Central Government/ State Government(s)	0	0	0	0.000	0.000	0	
(c)	Body Corporates	2	597700	597700	11.988	11.988	0	
(d)	Financial Institutions / Banks	0	0	0	0.000	0.000	0	
(e)	Any Other	0	0	0	0.000	0.000	0	
	Sub Total (A) (1)	9	2314080	2314080	46.414	46.414	0	0.000
(2)	Foreign							
a	Individuals (Non Resident Individuals / Foreign Individuals)	0	0	0	0.000	0.000	0	
b	Bodies Corporate	0	0	0	0.000	0.000	0	
c	Institutions	0	0	0			0	
d	Qualified Foreign Investor							
e	Any Other	0	0	0		0.000	0	
	Sub Total (A) (2)	0	0	0	0.000	0.000	0	0.000
	Total Shareholding of Promoter and Promoter Group A= (A)(1) + (A)(2)	9	2314080	2314080	46.414	46.414	0	0.000
(B)	Public Shareholding							
(1)	Institutions						N.A	N.A
a	Mutual Funds & UTI	0	0	0	0.000	0.000		
b	Financial Institutions / Banks	3	324200	177700	6.503	6.503		
c	Central Government /State Government(s).	0	0	0	0.000	0.000		
d	Venture Capital Funds	0	0	0	0.000	0.000		
e	Insurance Companies	0	0	0	0.000	0.000		
f	Foreign Institutional Investors (SEBI-registered)	0	0	0	0.000	0.000		
g	Foreign Venture Capital Investors	0	0	0	0.000	0.000		
h	Qualified Foreign Investor							
i	Any Others				0.000	0.000		
	Sub Total (B) (1)	3	324200	177700	6.503	6.503	0	0.000
(2)	Non Institutions						N.A	N.A
a	Bodies Corporate	27	1644660	1643560	32.988	32.988		
b	i) Individuals shareholders holding nominal sharecapital up to Rs. 1 Lakh	252	152752	115891	3.064	3.064		
	ii) Individuals shareholders holding nominal sharecapital excess of Rs. 1 Lakh	10	550008	550008	11.032	11.032		
c	Qualified Foreign Investor							
d	Any Others				0.000	0.000		
	Sub Total (B) (2)	289	2347420	2309459	47.083	47.083	0	0.000
	Total Public Shareholding B= (B)(1) + (B)(2)	292	2671620	2487159	53.586	53.586	0	0.000
	Total Public Shareholding (A) + (B)	301	4985700	4801239	100.000	100.000	0	0.000
(C)	Shares held by Custodians and against which Depository Receipts have been issued					0.000		
	Grand Total (A) (B) + (C)	301	4985700	4801239	100.000	100.000	0	0.000

NOTE : FORFEITURE SHARES :




Annexure II - (I) (b)

(I) (b) Statement showing holding of securities (including shares, warrants, convertible securities) of persons belonging to the category "Promoter and Promoter

Name of the Company (Scrip) :		RADIANT FINANCIAL SERVICES LTD									
Scrip Code(CSE):											
Quarter Ended:		31-Mar-15									
SRL No	Name Of the ShareHolder	Details of Shares held		Encumbered shares (*)			Details of warrants		Details of		Total shares (including underlying shares assuming full conversion of warrants and convertible securities) as a % of diluted share capital
		Number	As a % of grand total (A)+(B)+(C)	Number	As a percentage	As a % of grand total (A)+(B)+(C) of sub-clause (I)(a)	Number of warrants held	As a % total number of warrants of the same class	Number of convertible securities held	As a % total number of convertible securities of the same class	
(i)	(ii)	(iii)	(iv)	(v)	(vi)=(v)/(iii) * 100	(vii)	(viii)	(ix)	(x)	(xi)	(xii)
1	ABHISHEK KAYAN	309600	6.210%		0.000%	0.000%		0.000%		0.000%	6.210%
2	ANKIT KAYAN	2100	0.042%		0.000%	0.000%		0.000%		0.000%	0.042%
3	KAVITA KAYAN	288267	5.782%		0.000%	0.000%		0.000%		0.000%	5.782%
4	KAYAN INVESTMENT AND TRADING CO PVT LTD	340200	6.824%		0.000%	0.000%		0.000%		0.000%	6.824%
5	PAWAN KUMAR KAYAN	295710	5.931%		0.000%	0.000%		0.000%		0.000%	5.931%
6	PKC STOCK BROKING PVT LTD	257500	5.165%		0.000%	0.000%		0.000%		0.000%	5.165%
7	PRADEEP KUMAR KAYAN	261103	5.237%		0.000%	0.000%		0.000%		0.000%	5.237%
8	SHEILA DEVI KAYAN	310100	6.220%		0.000%	0.000%		0.000%		0.000%	6.220%
9	VANDANA DEVI KAYAN	249500	5.004%		0.000%	0.000%		0.000%		0.000%	5.004%
			0.000%		0.000%	0.000%		0.000%		0.000%	0.000%
	Total:	2314080	46.414%	0	0.000%	0.000%	0	0.000%	0	0.000%	46.414%


(*) The term "encumbrance" has the same meaning as assigned to it in regulation 28(3) of the SAST Regulations, 2011.



Annexure II - (I) (c) (i)

(I) (c) (i) Statement showing holding of securities (including shares, warrants, convertible securities) of persons belonging to the category "Public" and holding more than 1% of the total number of shares


Name of the Company (Scrip) :		RADIANT FINANCIAL SERVICES LTD						
Scrip Code(CSE) :								
Quarter Ended:		31-Mar-15						
SRL No	Name Of the ShareHolder	No of Shares held	Shares as a percentage of total number of shares {i.e., Grand Total (A)+(B)+(C) indicated in Statement at para (1)(a) above}	Details of warrants		Details of convertible		Total shares (including underlying shares assuming full conversion of warrants and convertible securities) as a % of diluted share capital
				Number of warrants held	As a % total number of warrants of the same class	Number of convertible securities held	% w.r.t total number of convertible securities of the same	
1	AASHIRWAD REALTORS PVT LTD	317620	6.371%		0.000%		0.000%	6.371%
2	AASHIRWAD DEALERS PVT LTD	302385	6.065%		0.000%		0.000%	6.065%
3	BRIGHTSTAR CONSTRUCTION PVT LTD	261000	5.235%		0.000%		0.000%	5.235%
4	BALAJI SCALES PVT LTD	346560	6.951%		0.000%		0.000%	6.951%
5	NETAI CHAND SEAL	184750	3.706%		0.000%		0.000%	3.706%
6	UNION BANK OF INDIA	155000	3.109%		0.000%		0.000%	3.109%
7	SANKATMOCHAN DEALTRADE PVT LTD	227000	4.553%		0.000%		0.000%	4.553%
8	SIKKIM BANK LTD	146500	2.938%		0.000%		0.000%	2.938%
9	RFSI EXPORTS PVT LTD	80000	1.605%		0.000%		0.000%	1.605%
10	ANJAN SNEHAMOY CHATTERJEE	75000	1.504%		0.000%		0.000%	1.504%
11	SHIV KUMAR DERASARI	70800	1.420%		0.000%		0.000%	1.420%
12	RESPONSIBLE BUILDERS PVT LTD	58800	1.179%		0.000%		0.000%	1.179%
13	NARENDRA KUMAR KAKARANIA	51000	1.023%		0.000%		0.000%	1.023%
14	SANTOSH KUMAR RUNGTA	50000	1.003%		0.000%		0.000%	1.003%
Total:		2326415	46.662%		0.000%		0.000%	46.662%



Annexure II - (I) (c)(ii)

(I) (c)(ii) Statement showing holding of securities (including shares, warrants, convertible securities) of persons (together with PAC) belonging to the category "Public" and holding more than 5% of the total number of shares of the company


Name of the Company (Scrip) : RADIANT FINANCIAL SERVICES LTD								
Scrip Code(CSE) :								
Quarter Ended: 31-Mar-15								
SRL No	Name(s) of the shareholder(s) and the Persons Acting in Concert (PAC) with them	No of Shares held	Shares as a percentage of total number of shares {i.e., Grand Total (A)+(B)+(C) indicated in Statement at para (I)(a) above}	Details of warrants		Details of convertible		Total shares (including underlying shares assuming full conversion of warrants and convertible securities) as a % of diluted share capital
				Number of warrants held	As a % total number of warrants of the same class	Number of convertible securities held	% w.r.t total number of convertible securities of the same class	
1	AASHIRWAD REALTORS PVT LTD	317620	6.371%		0.000%		0.000%	6.371%
2	AASHIRWAD DEALERS PVT LTD	302385	6.065%		0.000%		0.000%	6.065%
	Total:	620005	12.436%		0.000%		0.000%	12.436%



Annexure II - (I) (d)

(I) (c) STATEMENT SHOWING details of locked-in shares

Name of the Company : RADIANT FINANCIAL SERVICES LTD				
		Scrip Code (BSE): 0	Quarter Ended: 31/03/2015	
		Scrip Code (NSE): 0 - N.A 		
SRL No	Name Of the ShareHolder	No of locked-in Shares	Locked-in Shares as a % of total number of shares {i.e., Grand Total (A) +(B)+ (C) indicated in Statement at para (I) (a) above}	Promoter / Promoter Group / Public
1			0.00%	
2	NIL			
3				
Total:		0	0.00%	0.000%



Annexure II - (II) (a)

(I I) (a) STATEMENT details of Depository Receipts(DRs)

Name of the Company : RADIANT FINANCIAL SERVICES LTD				
Scrip Code (BSE): 0		Quarter Ended: 31/03/2015		
Scrip Code (NSE): 0 - N.A				
SRL No	Type of outstanding DR (ADRs, GDRs, SDRs, etc.)	Type of outstanding DRs	No of Shares underlying outstanding DRs	Shares undrlying outstanding DRs as a % of total no of shares{i.e.,Grand Total (A) +(B)+ (C) indicated in Statement at para (1) (a)}
1				
2	NIL			
3				
Total:				



Annexure II - (II) (b)

(II) (b) STATEMENT SHOWING HOLDING of Depository Receipts(DRs) where underlying shares are in excess of 1% of the total number of shares

Name of the Company : RADIANT FINANCIAL SERVICES LTD				
Scrip Code (BSE): 0			Quarter Ended: 31/03/2015	
Scrip Code (NSE): [0] - [N.A]				
SRL No	Name Of the DR Holder	Type of otstndg DR(ADRs,GDRs,SDRs,etc)	No of Shares underlying outstanding DRs	Shares undrlying outstanding DRs as a % of total no of shares{i.e.,Grand Total (A) +(B)+ (C) indicated in Statement at para (1) (a)}
1				
2	NIL			
3				
Total:				

